



“ज्ञान, विज्ञान आणि सुसंस्कार यांसाठी शिक्षणप्रसार”

- शिक्षणमहर्षी डॉ. बापूजी साळुंखे.

Shri Swami Vivekanand Shikshan Sanstha Kolhapur

Shikshanmaharshi Dr. Bapuji Salunkhe

Mahavidyalaya, Miraj



Report on Student Satisfaction Survey 2022-23

Introduction and Objectives:

Shri Swami Vivekanand Shikshan Sanstha's Shikshanmaharshi Dr. Bapuji Salunkhe College, Miraj was established in 1965. The overall development of the urban and rural students is the motto of the institution. The Internal Quality Assurance Cell and Feedback Committee of the college have conducted a Student Satisfaction Survey regarding Teaching – Learning and Evaluation and overall institutional performance for the academic year 2022-23. It will help to upgrade the quality of Teaching-Learning and Evaluation and facilities provided by the institute. Receiving positive or negative feedback from these students is important as both are crucial for monitoring the quality assurance. Suggestions given by the students are contributing factors for smooth running of the institution. The present survey tries to capture students' responses about teaching- learning and other facilities in the institution in order to take necessary measures for quality enhancement.

Methodology

By the end of academic year 2022-23, the link of Students Satisfaction Survey form (SSS) was made available on college website and WhatsApp group or respective classes. Students were notified to fill the questionnaire. The questionnaire including 21 questions was prepared as per the guidelines of NAAC. Filing of SSS is voluntary/ optional. For the academic year 2022-23, there were 1687 registered students at the college. Seven hundred and Twenty one (721) students responded to the survey, providing a response rate of 42.73%. The analysis presented in this report is based on the responses of the 721 respondents to the survey.

Respondent Profile

The respondent sample is broadly representative of the student population with respect to class and course. There are 11.1% from B.A., 53.3 % from B. Com., 30.8 % from B.Sc., 2.2% from M.Com. 2.5 % from M.Sc. respondents in the survey sample.

About Teaching –Learning Process: The satisfaction of the students in Teaching-Learning Process about syllabus covered in the class, preparation of teachers for the classes, communication of teacher, approach of teacher to best teaching.

Class

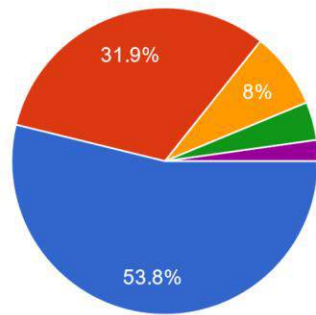
721 responses



▲ 1/2 ▼

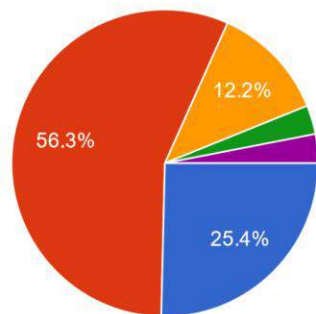
1. How much of the syllabus was covered in the class?

721 responses



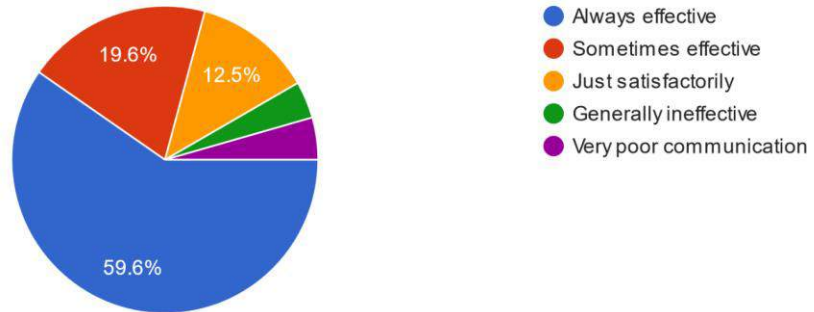
2. How well did the teachers prepare for the classes?

721 responses



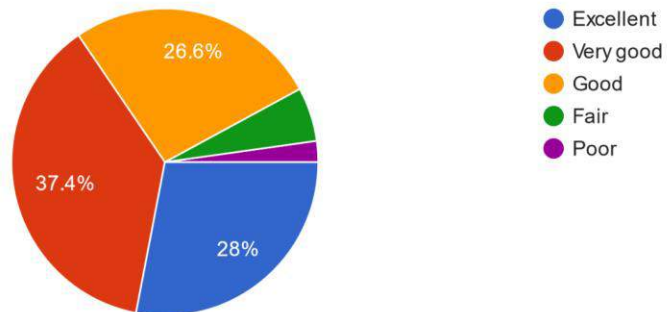
3. How well were the teachers able to communicate?

721 responses



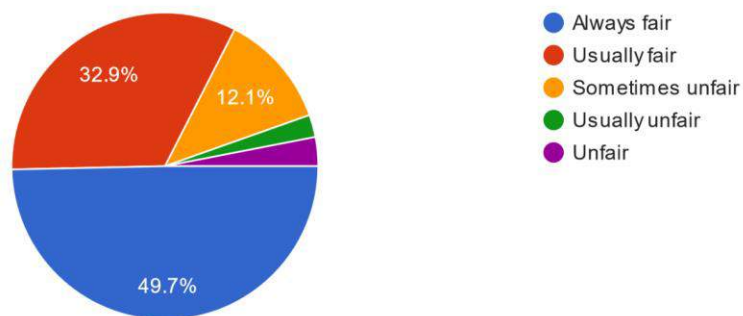
4. The teacher's approach to teaching can best be described as

721 responses



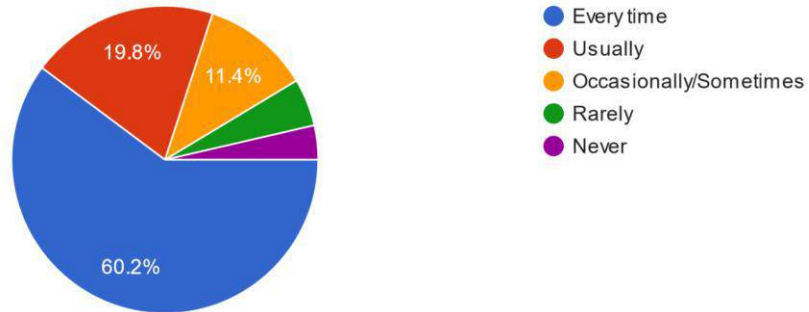
5. Fairness of the internal evaluation process by the teachers.

721 responses



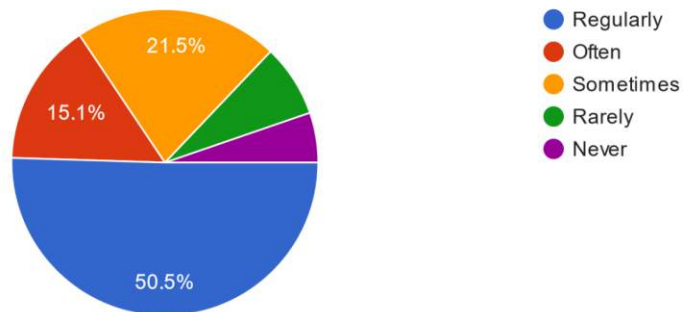
6. Was your performance in assignments discussed with you?

721 responses



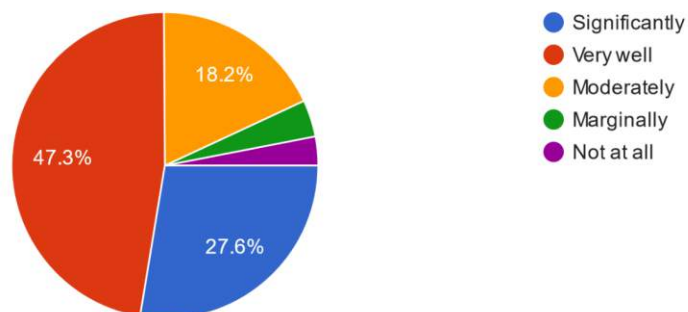
7. The institute takes active interest in promoting internship, student exchange, field visit opportunities for students

721 responses



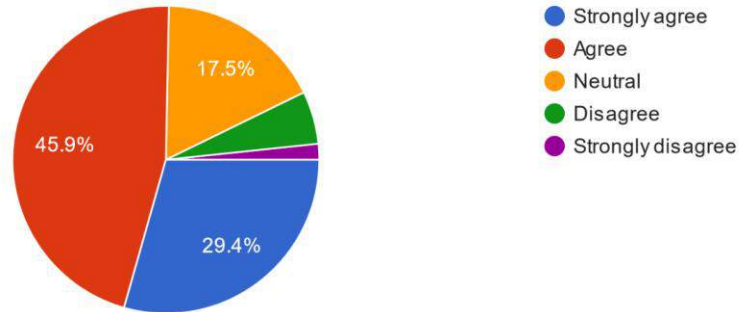
8. The teaching and mentoring process in your institution facilitates you in cognitive, social and emotional growth

721 responses



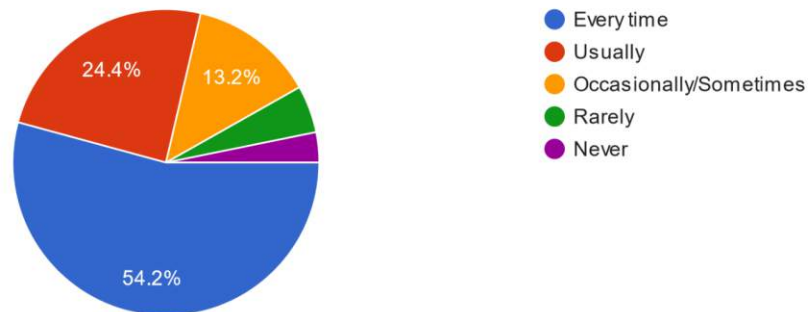
9. The institution provides multiple opportunities to learn and grow.

721 responses



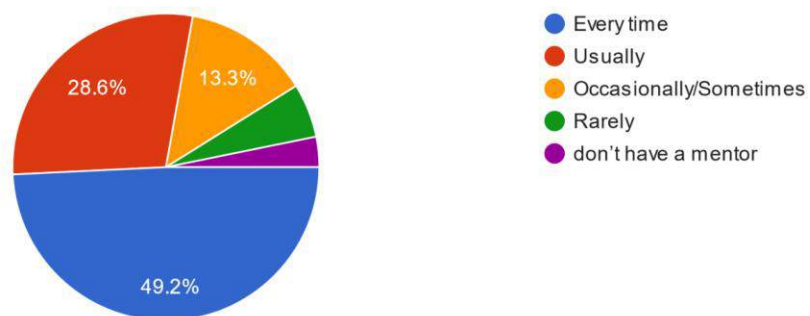
10. Teachers inform you about your expected competencies, course outcomes and programme outcomes.

721 responses



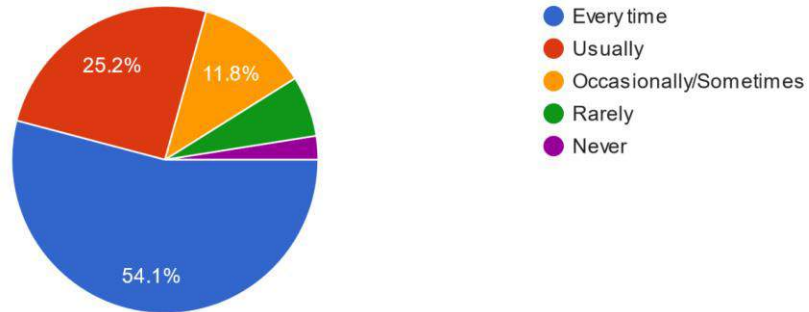
11. Your mentor does a necessary follow-up with an assigned task to you.

721 responses



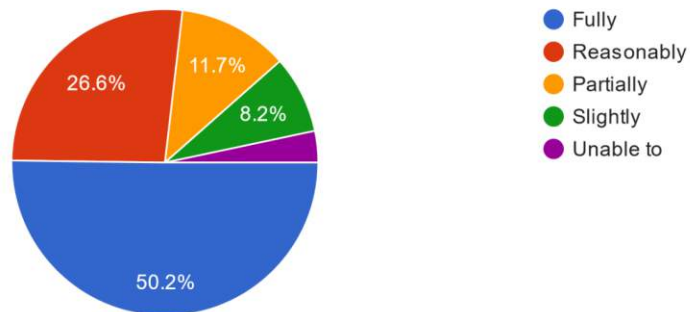
12. The teachers illustrate the concepts through examples and applications.

721 responses



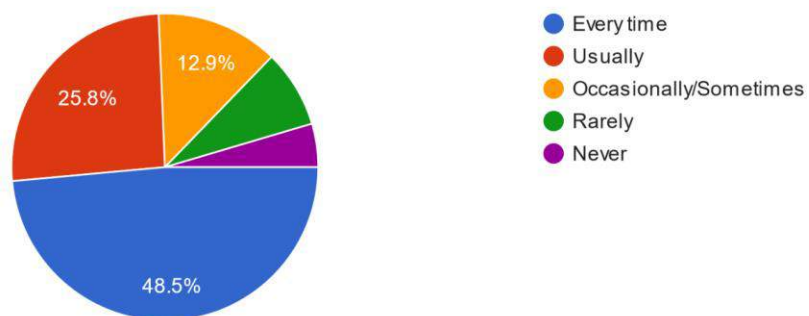
13. The teachers identify your strengths and encourage you with providing right level of challenges.

721 responses



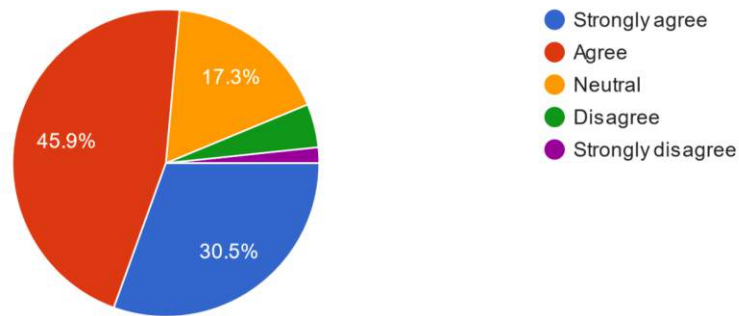
14. Teachers are able to identify your weaknesses and help you to overcome them.

721 responses



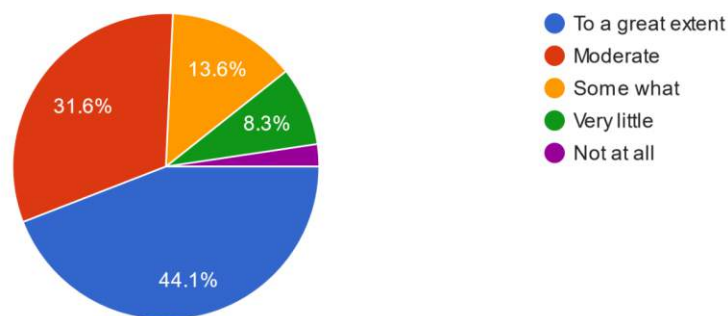
15. The institution makes effort to engage students in the monitoring, review and continuous quality improvement of the teaching learning process.

721 responses



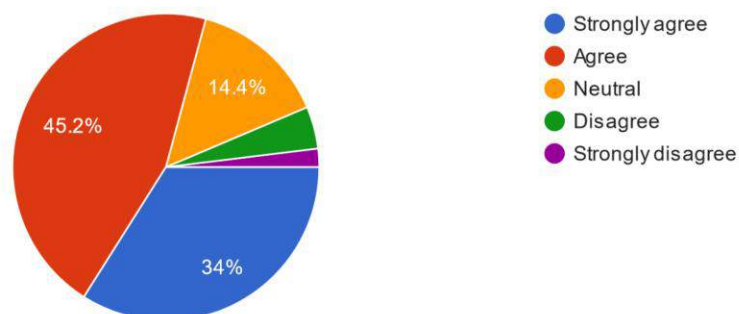
16. The institute/ teachers use student centric methods, such as experiential learning, participative learning and problem solving methodologies for enhancing learning experiences.

721 responses



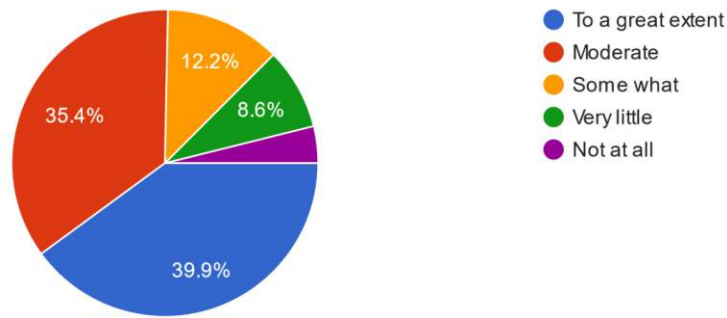
17. Teachers encourage you to participate in extracurricular activities.

721 responses



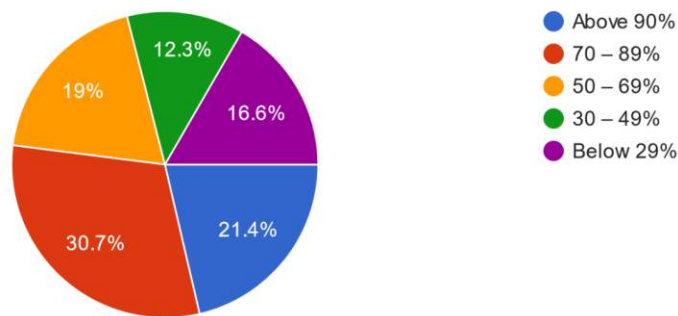
18. Efforts are made by the institute/ teachers to inculcate soft skills, life skills and employability skills to make you ready for the world of work.

721 responses



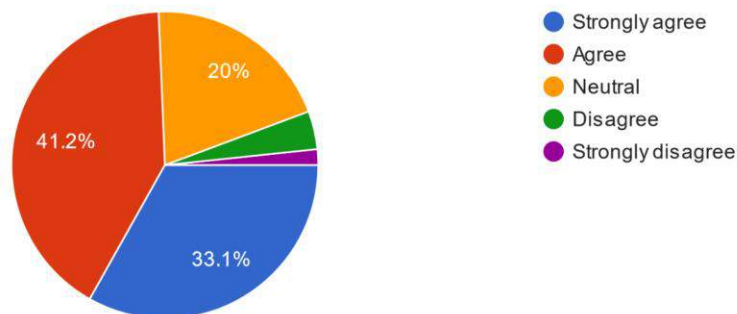
19. What percentage of teachers use ICT tools such as LCD projector, Multimedia, etc. while teaching.

721 responses



20. The overall quality of teaching-learning process in your institute is very good.

721 responses



21. Give three observations / suggestions to improve the overall teaching – learning experience in your institution.

Kindly refer the link for more details regarding responses

Sr. No	Nature of Question	No.of Responses	No.of Responses	No.of Responses	No.of Responses	No.of Responses
1	How much of the syllabus was covered in the class?	85 to 100%	70 to 84 %	55 to 59 %	30 to 54%	Below 30%
	Student Response	388 53.8%	230 31.9%	58 8.0%	29 4.0%	16 2.2%
2	How well did the teachers prepare for the classes?	Thoroughly	Satisfactorily	Poorly	Indifferently	Won't teach at all
	Student Response	183 25.4%	405 56.3%	88 12.2%	22 3.1%	22 3.1%
3	How well were the teachers able to communicate?	Always effective	Sometimes effective	Just satisfactory	Generally ineffective	Very poor communication
	Student Response	430 59.6%	141 19.6%	90 12.5%	28 3.9%	32 4.4%
4	The teacher's	Excellent	Very good	Good	Fair	Poor

	approach to teaching can best be described as					
	Student Response	202 28.0%	270 37.4%	192 26.6%	41 5.7%	16 2.2%
5	Fairness of the internal evaluation process by the teachers.	Always fair	Usually fair	Sometimes unfair	Usually unfair	Unfair
	Student Response	358 49.7%	237 32.9%	87 12.1%	17 2.4%	22 3.1%
6	Was your performance in assignments discussed with you?	Every time	Usually	Occasionally/Sometimes	Rarely	Never
	Student Response	434 60.2%	143 19.8%	82 11.4%	36 5.0%	26 3.6%
7	The institute takes active interest in promoting internship, student exchange, field visit opportunities for students	Regularly	Often	Sometimes	Rarely	Never
	Student	364	109	155	55	38

	Response	50.5%	15.1%	21.5%	7.6%	5.3%
8	The teaching and mentoring process in your institution facilitates you in cognitive, social and emotional growth	Significantly	Very well	Moderately	Marginally	Not at all
	Student Response	199 27.6%	341 47.3%	131 18.2%	28 3.9%	22 3.1%
9	The institution provides multiple opportunities to learn and grow.	Strongly agree	Agree	Neutral	Disagree	Strongly disagree
	Student Response	212 29.4%	331 45.9%	126 17.5%	40 5.5%	12 1.7%
10	Teachers inform you about your expected competencies, course outcomes and programme outcomes.	Every time	Usually	Occasionally/Sometimes	Rarely	Never
	Student Response	391 54.2%	176 24.4%	95 13.2%	36 5.0%	23 3.2%
11	Your	Every time	Usually	Occasionally	Rarely	don't have

	mentor does a necessary follow-up with an assigned task to you.			y/Sometimes		a mentor
	Student Response	355 49.2%	206 28.6%	96 13.3%	41 5.7%	23 3.2%
12	The teachers illustrate the concepts through examples and applications.	Every time	Usually	Occasionally/Sometimes	Rarely	Never
	Student Response	390 54.1%	181 25.2%	85 11.8%	46 6.4%	18 2.5%
13	The teachers identify your strengths and encourage you with providing right level of challenges.	Fully	Reasonably	Partially	Slightly	Unable to
	Student Response	362 50.2%	192 26.6%	84 11.7%	59 8.2%	24 3.3%
14	14. Teachers are able to identify	Every time	Usually	Occasionally/Sometimes	Rarely	Never

	your weaknesses and help you to overcome them.					
	Student Response	350 48.5%	186 25.8%	93 12.9%	59 8.2%	33 4.6%
15	15. The institution makes effort to engage students in the monitoring, review and continuous quality improvement of the teaching learning process.	Strongly agree	Agree	Neutral	Disagree	Strongly disagree
	Student Response	220 30.5%	331 45.9%	125 17.3%	33 4.6%	12 1.7%
16	The institute/ teachers use student centric methods, such as experiential learning, participative learning and	To a great extent	Moderate	Somewhat	Very little	Not at all

	problem solving methodologies for enhancing learning experiences.					
	Student Response	318 44.1%	228 31.6%	98 13.6%	60 8.3%	17 2.4%
17	Teachers encourage you to participate in extracurricular activities.	Strongly agree	Agree	Neutral	Disagree	Strongly disagree
	Student Response	245 34%	326 45.2%	104 14.4%	32 4.4%	14 1.9%
18	Efforts are made by the institute/ teachers to inculcate soft skills, life skills and employability skills to make you ready for the world of work.	To a great extent	Moderate	Somewhat	Very little	Not at all
	Student Response	288 39.9%	255 35.4%	88 12.2%	62 8.6%	28 3.9%
19	What percentage of	Above 90%	70 – 89%	50 – 69%	30 – 49%	Below 29%

	teachers use ICT tools such as LCD projector, Multimedia, etc. while teaching.					
	Student Response	154 21.4%	221 30.7%	137 19.0%	89 12.3%	120 16.6%
20	The overall quality of teaching-learning process in your institute is very good.	Strongly agree	Agree	Neutral	Disagree	Strongly disagree
	Student Response	239 33.1%	297 41.2%	144 20.0%	29 4.0%	12 1.7%
21	Give three observation / suggestions to improve the overall teaching – learning experience in your institution.					

https://docs.google.com/spreadsheets/d/1MED6ZdlxtEnIEmi3W8Hq62rRBkomNjnuBvUj36U_z70/edit?resourcekey#gid=1776222080